

UTC S8050 NPN EPITAXIAL SILICON TRANSISTOR

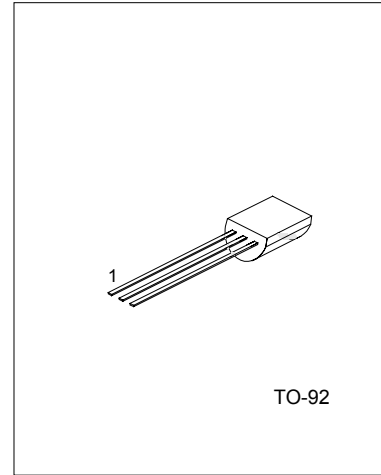
LOW VOLTAGE HIGH CURRENT SMALL SIGNAL NPN TRANSISTOR

DESCRIPTION

The UTC S8050 is a low voltage high current small signal NPN transistor, designed for Class B push-pull audio amplifier and general purpose applications.

FEATURES

- *Collector current up to 700mA
- *Collector-Emitter voltage up to 20 V
- *Complementary to S8550



1:EMITTER 2:BASE 3: COLLECTOR

ABSOLUTE MAXIMUM RATINGS (Ta=25°C, unless otherwise specified)

PARAMETER	SYMBOL	VALUE	UNIT
Collector-Base Voltage	V _{CB0}	30	V
Collector-Emitter Voltage	V _{CEO}	20	V
Emitter-Base Voltage	V _{EBO}	5	V
Collector Dissipation(Ta=25°C)	P _c	1	W
Collector Current	I _c	700	mA
Junction Temperature	T _j	150	°C
Storage Temperature	T _{STG}	-65 ~ +150	°C

ELECTRICAL CHARACTERISTICS (Ta=25°C, unless otherwise specified)

PARAMETER	SYMBOL	TEST CONDITIONS	MIN	TYP	MAX	UNIT
Collector-Base Breakdown Voltage	BV _{CB0}	I _c =100μA, I _E =0	30			V
Collector-Emitter Breakdown Voltage	BV _{CEO}	I _c =1mA, I _B =0	20			V
Emitter-Base Breakdown Voltage	BV _{EBO}	I _E =100μA, I _c =0	5			V
Collector Cut-Off Current	I _{CB0}	V _{CB} =30V, I _E =0			1	μA
Emitter Cut-Off Current	I _{EBO}	V _{EB} =5V, I _c =0			100	nA
DC Current Gain(note)	hFE1	V _{CE} =1V, I _c =1mA	100	110	400	
	hFE2	V _{CE} =1V, I _c =150 mA	120			
	hFE3	V _{CE} =1V, I _c =500mA	40			
Collector-Emitter Saturation Voltage	V _{CE(sat)}	I _c =500mA, I _B =50mA			0.5	V
Base-Emitter Saturation Voltage	V _{BE(sat)}	I _c =500mA, I _B =50mA			1.2	V
Base-Emitter Saturation Voltage	V _{BE}	V _{CE} =1V, I _c =10mA			1.0	V
Current Gain Bandwidth Product	f _T	V _{CE} =10V, I _c =50mA	100			MHz
Output Capacitance	C _{ob}	V _{CB} =10V, I _E =0 f=1MHz		9.0		pF

UTC S8050 NPN EPITAXIAL SILICON TRANSISTOR

CLASSIFICATION OF hFE2

RANK	C	D	E
RANGE	120-200	160-300	280-400

TYPICAL PERFORMANCE CHARACTERISTICS

Fig.1 Static characteristics

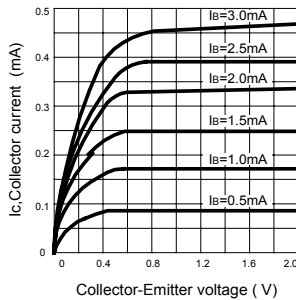


Fig.2 DC current Gain

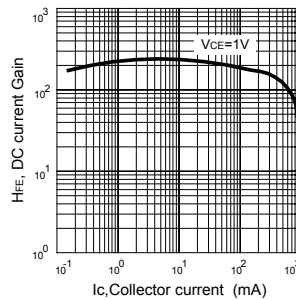


Fig.3 Base-Emitter on Voltage

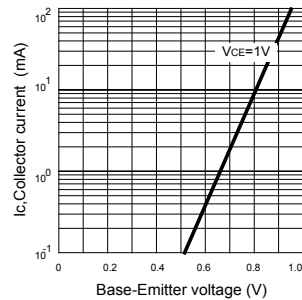


Fig.4 Saturation voltage

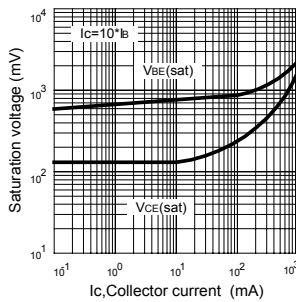


Fig.5 Current gain-bandwidth product

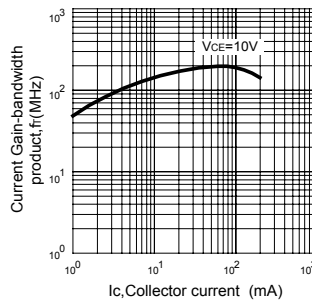
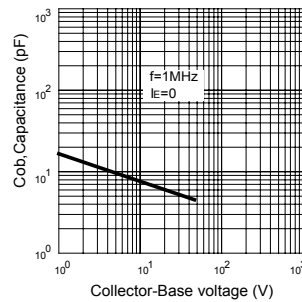


Fig.6 Collector output Capacitance



UTC assumes no responsibility for equipment failures that result from using products at values that exceed, even momentarily, rated values (such as maximum ratings, operating condition ranges, or other parameters) listed in products specifications of any and all UTC products described or contained herein. UTC products are not designed for use in life support appliances, devices or systems where malfunction of these products can be reasonably expected to result in personal injury. Reproduction in whole or in part is prohibited without the prior written consent of the copyright owner. The information presented in this document does not form part of any quotation or contract, is believed to be accurate and reliable and may be changed without notice.